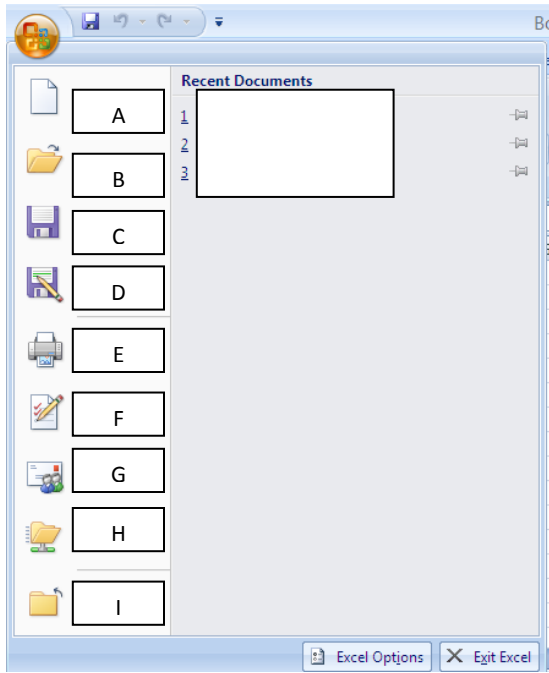




NAME \_\_\_\_\_

PERIOD \_\_\_\_\_



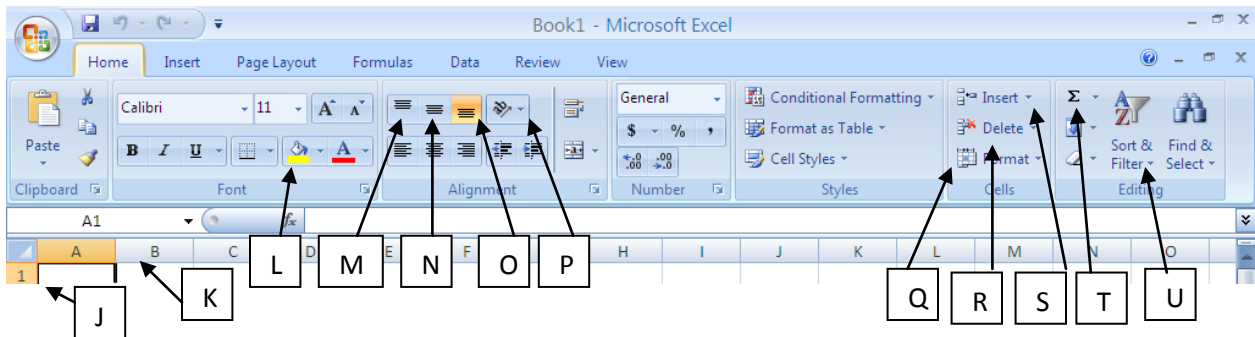
**MICROSOFT EXCEL'S MAIN MENU**

1) Circle where you would click to see main menu. Draw an arrow to redo button. Cross out the undo button.

2) Write what each icon is below:

- A \_\_\_\_\_
- B \_\_\_\_\_
- C \_\_\_\_\_
- D \_\_\_\_\_
- E \_\_\_\_\_
- F \_\_\_\_\_
- G \_\_\_\_\_
- H \_\_\_\_\_
- I \_\_\_\_\_

**HOME TAB**

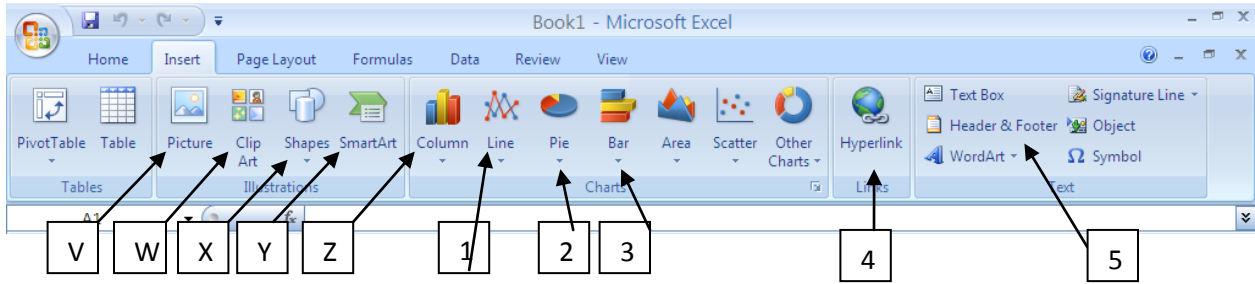


- J \_\_\_\_\_ K \_\_\_\_\_ L \_\_\_\_\_ M \_\_\_\_\_
- N \_\_\_\_\_ O \_\_\_\_\_ P \_\_\_\_\_ Q \_\_\_\_\_
- R \_\_\_\_\_ S \_\_\_\_\_ T \_\_\_\_\_ U \_\_\_\_\_

NAME \_\_\_\_\_

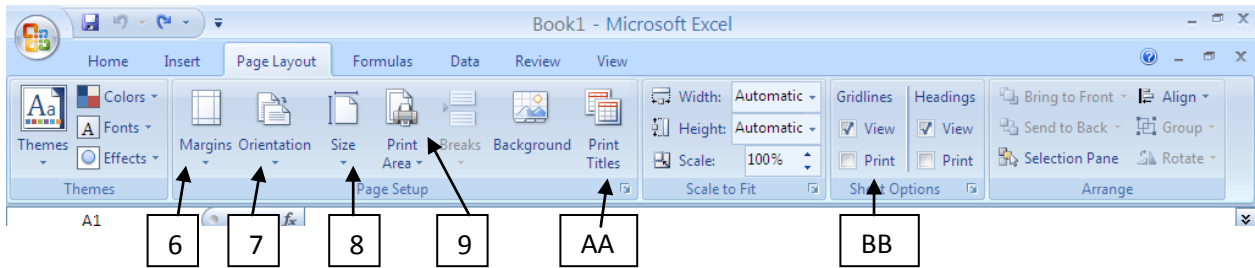
PERIOD \_\_\_\_\_

**INSERT TAB**



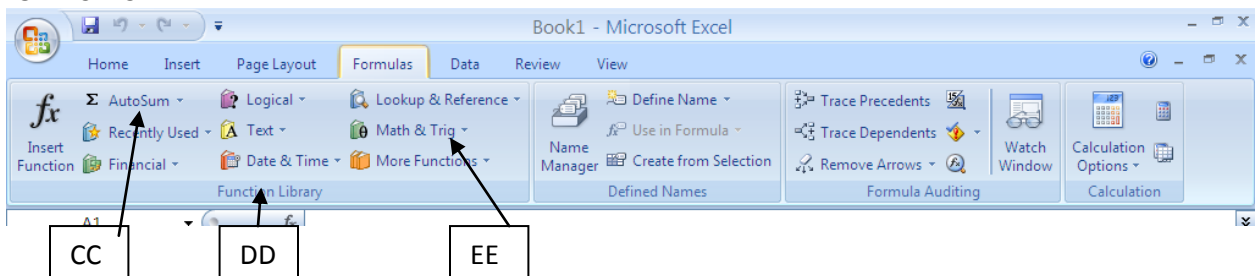
V \_\_\_\_\_ W \_\_\_\_\_ X \_\_\_\_\_ Y \_\_\_\_\_  
Z \_\_\_\_\_ 1 \_\_\_\_\_ 2 \_\_\_\_\_ 3 \_\_\_\_\_  
4 \_\_\_\_\_ 5 \_\_\_\_\_

**PAGE LAYOUT TAB**



6 \_\_\_\_\_ 7 \_\_\_\_\_ 8 \_\_\_\_\_ 9 \_\_\_\_\_  
AA \_\_\_\_\_ BB \_\_\_\_\_

**FORMULAS TAB**

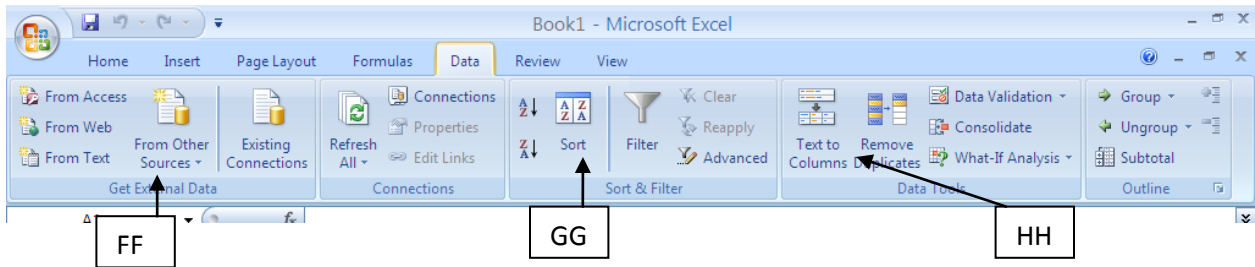


CC \_\_\_\_\_ DD \_\_\_\_\_ EE \_\_\_\_\_

NAME \_\_\_\_\_


PERIOD \_\_\_\_\_

**DATA TAB**



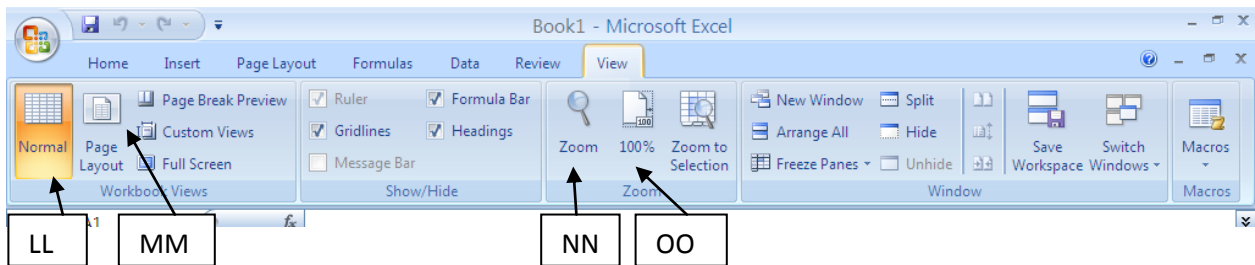
FF \_\_\_\_\_ GG \_\_\_\_\_ HH \_\_\_\_\_

**REVIEW TAB**

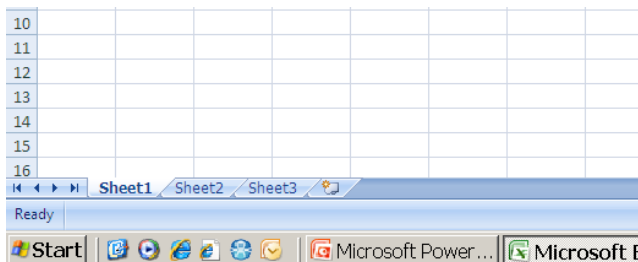


II \_\_\_\_\_ JJ \_\_\_\_\_ KK \_\_\_\_\_

**VIEW TAB**



LL \_\_\_\_\_ MM \_\_\_\_\_ NN \_\_\_\_\_ OO \_\_\_\_\_



**CREATING MULTIPLE SHEETS IN A WORKBOOK**

1) Circle where you would click to work on another sheet in the same workbook.